

All About The Recorder

The recorder is a very old instrument. The recorder was popular during the 16th and 17th centuries. Many famous composers of that time including **Bach** and **Handel** wrote music for the recorder. The recorder is made in 5 different sizes. The smallest is a **descant** or **sopranino** recorder. The recorder that beginners usually play is the **soprano** recorder. There is also an **alto**, **tenor** and a **bass** recorder. These 5 recorders can play 5 part music, just like a choir can sing in 4 or 5 parts. A recorder choir is called a **consort**.

All the recorders have 8 holes. The **LEFT** hand covers the thumb hole at the back of the recorder and the first 3 holes. The **RIGHT** hand covers the 4 holes at the bottom of the recorder. (Some recorders have divided holes at the bottom.)

Sound is made by blowing softly into the recorder mouthpiece. It is very easy to overblow the recorder and make a harsh ugly sound. Blowing softly and steadily makes the best sound. Each note should be started with the syllable 'doo' or 'too'. This is called **tonguing** the note. The air should be continuous, interrupted only briefly by the tongue when a new note is begun.

How to Care for the Recorder



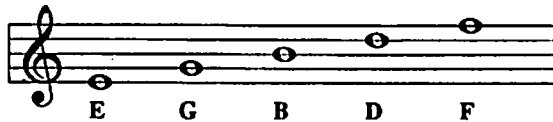
1. Recorders all look alike. Put your name on your recorder and on your case with a permanent marker. If you forget your recorder in the music room, your teacher will know it is yours.
2. Be careful not to bang the recorder against anything. Plastic can chip or crack.
3. Keep the mouthpiece clean. You can use a small brush or a pipe cleaner and water to wash out your mouthpiece.
4. Plastic recorders can be washed once in a while in warm, soapy water.
5. If your recorder is hard to put together, you can put a little vaseline on the joints. If the joints are clean, they shouldn't need anything.
6. Keep your recorder in it's case when you are not using it.
7. After playing, clean out the inside of your recorder with a narrow piece of cloth wound around the cleaning rod.

Supplies needed to Care for the Recorder:

- * A cleaning rod and a narrow piece of cloth
- * A small mouthpiece brush or a pipe cleaner

How Notes are Named

Music is written on a staff. The staff has 5 lines. Notes can be written on each of the lines, or in the spaces between the lines.




Notes on Lines





Notes in Spaces


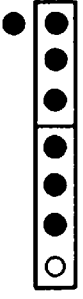

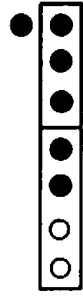

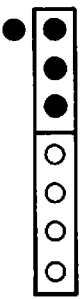

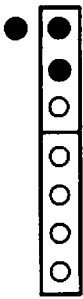

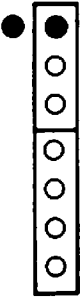



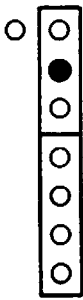
There is a clef at the beginning of every staff. The clef used for the recorder is the treble clef. The treble clef circles the note G, and is sometimes called the G clef. The first seven letters of the alphabet, A-G, are used to name notes. Notes are named in order - A B C D E F G. After G is named, the letters are used again beginning with A.



Practice Naming Notes: Write the letter name of each note on the line below it. The first 2 notes are done for you.



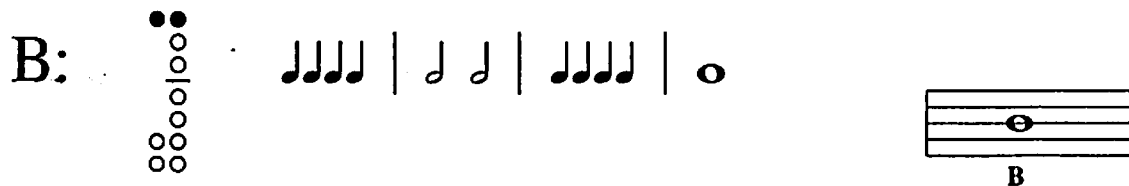
RECORDER FINGERING CHART

 <p>D</p> 	 <p>E</p> 
 <p>G</p> 	 <p>A</p> 
 <p>B</p> 	 <p>C'</p> 
 <p>D'</p> 	

Let's Begin:

Whisper this pattern: doo doo doo doo doo....doo..... doo doo doo doo doo..... When you say doo, your tongue lets the air out. This is called tonguing. You should blow into your recorder the same way, connecting the notes.

Cover the hole at the back of the recorder with your left thumb, and the top hole of the recorder with your left pointer finger and play this pattern on the note B.



Always blow gently.....whisper warm air into the recorder.

1. Just B 2 bar intro



Cover the hole at the back of the recorder with your left thumb, and the top two holes of the recorder with your pointer and middle fingers and play this pattern on the note A:

The image shows a musical staff with a treble clef and a key signature of one flat. The notation for note A consists of four measures: a quarter note, an eighth note, a quarter note, and a half note. Below the staff is a diagram of a recorder with the top two holes covered by fingers, labeled 'A'.

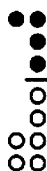
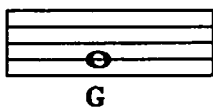
Remember to blow gently and to begin each note with 'doo'.

2. Just A 2 bar intro



3. A and B Blues

2 bar intro



4. Just G

2 bar intro



Name your Notes:



5. G and A Blues

2 bar intro




6. Side Step

2 bar intro



7. Au claire de la lune

2 bar intro (repeats)



Au claire de la lune
 Mon ami Pierrot,
 Prête-moi ta plume
 Pour écrire un mot.
 Ma chandelle est morte,
 Je n'ai plus de feu.
 Ouvre moi ta porte,
 Pour l'amour de Dieu!

*In the light of the moon
 My friend Pierrot,
 Lend your feather (pen) to me
 To write a word.
 My candle is finished
 I don't have any fire. (light)
 Open your door to me,
 For the love of God!*

8. Hot Cross Buns Theme and Variations

2 bar intro

Theme: Traditional

Hot cross buns, hot cross buns,

One a pen-ny, two a pen - ny, hot cross buns.

Variation 1:

Variation 2:



Wolfgang Amadeus Mozart

1756-1791

Mozart is often thought of as the most brilliant composer ever known. He was born in Austria in 1756. His father was one of the town's best music teachers, Leopold Mozart. By age 4, Mozart began to study the keyboard and learned at an incredible rate. When Wolfgang was six, Leopold took his son and daughter on tour through the courts of Europe. When Wolfgang was seven, his first published works appeared. By age 13, Mozart had written *La Finta Semplice*, his first opera. In his 31 year musical career, Mozart wrote more than 600 works. Listen to some of Mozart's variations on "Ah vous dirais-je, Maman" K 265.



RECORDER TOOTIN' OLD MACDONALD



Lyrics by Ed Sueta

1

Old Mac - Don - ald had a farm, E - I - E - I - O. And
on this farm he liked to play, each and eve - ry day. With a
toot toot here, toot toot there, here a toot there a toot eve - ry - where a toot toot.
He would say it's fun to play. B - B - A - A - G!
And other notes too!

Merrily We Roll Along

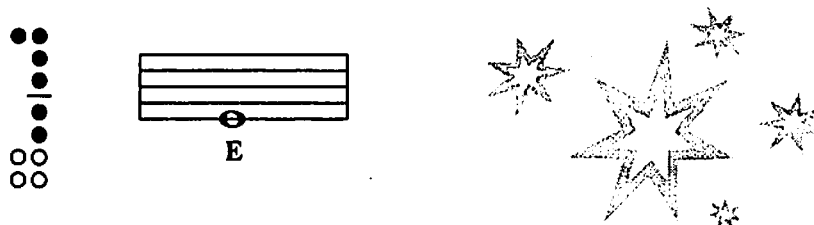
Traditional

Mer - ri - ly we roll a - long, roll a - long, roll a - long,
Mer - ri - ly we roll a - long o'er the deep blue sea.

Ice-Cream Cone
(Variation on "Hot Cross Buns")

Ellen Mendelsohn

Ice - cream cone, Ice - cream cone,
Do not drip, you'd bet - ter lick your ice - cream cone.



9. Starlight

2 bar intro

Traditional

Star light, star bright, first star I see to-night,
Wish I may, wish I might, have the wish I wish to-night.

10. Lucy Locket

2 bar intro

Traditional

Lu - cy Lock - et lost her pock - et. Kit - ty Fisch - er found it.
Not a pen - ny was there in it, On - ly rib - bon 'round it.

11. Kagome

2 bar intro

Japanese singing game

Ka - go - me, ka - go - me, Ka - go no na - ka no to - ri wa,
I - tsu I - tsu de - a - ru? Yo - a - ke no ba - ni, -
Tsu - tu to Ka - me to su - bet - ta, U - shi - ro no sho - men da - re? -

12. BAGE Blues

2 bar intro




13. Little Tommy Tiddlemouse

2 bar intro

Class plays or sings

Traditional



Pickup Note: A pickup note is a note that comes before the first complete measure of music. In Trampin', count 1 2 3 and then play the B. The B is on beat 4.

14. Trampin'

2 bar intro

Spiritual



The original purchaser of this kit is granted permission to photocopy or make an overhead of this page for use in one school.

Slur: The curved line that connects different notes is a slur. This means to play without tonguing. Tongue the first note, then move your fingers to the next notes without tonguing.

15. Doggie Doggie

2 bar intro

Class plays or sings Traditional

Dog-gie, dog-gie, where's your bone? Some-one stole it from your home!

solo 1: solo 2:

"Who has my bone?" "I have your bone."

16. Salish Hand Game

2 bar intro

Traditional collected by Stewart

Ho hay ya ho hay ya ho hay ya hay ya hay ya

Ho hay ya ho hay ya ho hay ya hay ya hay ya

17. Skin and Bones

2 bar intro

Traditional

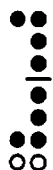
Was an old wom-an all skin and bones,

oo - - - oo - - - oo - - - oo - - -



2. She lived down by the old graveyard
3. One night she thought she'd take a walk
4. She walked down by the old graveyard
5. She saw the bones a layin' around
6. She went to the closet to get a broom
7. She opened the door and boo!





18. Frog in the Middle

2 bar intro

Traditional

Frog in the mid - dle, can't get him out,
Take a big stick and stir him all a - bout.

19. Country Swing

2 bar intro

Country Swing musical notation consisting of three staves.

Name your Notes:

Notes on a staff: B A G E D _ _ _ _ _
_ _ _ _ _

20. Ho Ho Watanay

2 bar intro

Iroquois



21. My Paddle

2 bar intro

Margaret Embers McGee



22. Rondo

2 bar intro



3rd time fine



You create a B section



3 times



23. 'C' You in Dixie

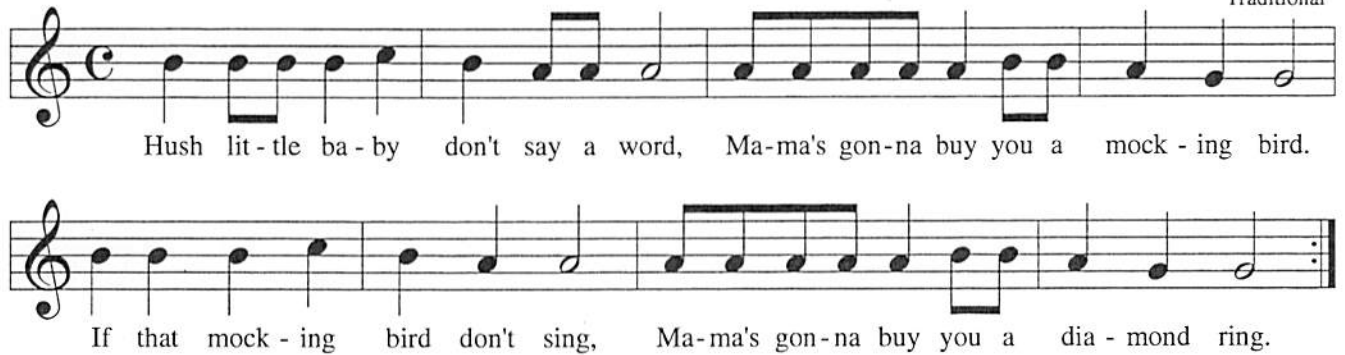
1 bar intro



24. Hush Little Baby

2 bar intro

Traditional



Name Your Notes:



25. Sanctus

2 bar intro

by Franz Schubert



Franz Schubert
1797-1828



FRANZ SCHUBERT was born Vienna in 1797. His father was a schoolmaster whose large family loved and practiced music. His father was his first teacher. By age ten, Franz was composing songs and short instrumental pieces. He was also very good at singing and playing violin. He became a choir boy at the Royal Chapel, but had to leave when his voice changed. When he left the choir, he helped in his father's school, but soon left this to write music. By age 16, he had composed his first symphony! He was the greatest of all song writers, but also composed symphonies, music for piano, and chamber music. He never made much money from selling his music, but he had a group of friends who admired him and helped him. Schubert admired Beethoven who lived in Vienna at the same time, but he was too shy to meet him. Schubert died when he was only 31. *Sanctus* is from the German Mass in F.

26. Bouffons

2 bar intro

Arbeau (ca. 1519-1595)





27. C and D

2 bar intro



Johann Sebastian Bach

1685-1750


Johann Sebastian Bach was one of the greatest composers of the Baroque era. He was born in Germany more than 300 years ago. His family were all good musicians. When he was in school, he was a choir boy. Later, he worked playing violin in a court orchestra, and organ in several different churches. Bach was the music director at the court of Prince Leopold. At the court, he wrote church music, music for instruments and books to teach his wife and children the keyboard. Bach's music is hard to play. The player must be able to play many fast notes. Some of his pieces are very slow and expressive. Bach wrote many cantatas for church services. "Jesu, Joy of Man's Desiring" is from Cantata 147 for chorus and orchestra.

28. Jesu, Joy of Man's Desiring

4 bar intro

J. S. Bach



This is a whole rest.  It is a whole measure of rest in any time signature. In Jesu Joy there are three beats in each measure, so you will rest for three beats.



Ludwig van Beethoven

1770-1827

Ludwig van Beethoven was born in 1770. He grew up surrounded by music, as both his father and grandfather were local musicians. He became successful both as a pianist and as a composer. Beethoven began to go deaf in 1799, but he continued to write powerful pieces of music. Often his anger at his deafness showed in his music. At other times, another side of him showed in his flowing melodies. Beethoven was a popular composer. The day he died in 1827 was so sad for the people that schools closed for the day, and the military was called out to control the public. *Ode to Joy* is the famous theme from the final movement of Beethoven's Ninth Symphony.

29. Ode to Joy

2 bar intro (repeats)


Ludwig van Beethoven



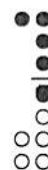
30. Renaissance Round

2 bar intro





or



31. Closet Key

2 bar intro

Traditional



I have lost my clo - set key in my la - dy's gar - den.



I have lost my clo - set key in my la - dy's gar - den.

Antonin Dvorak

1841-1904

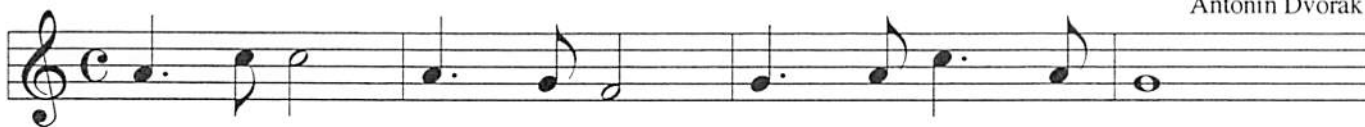
Dvorak was born in a village in Czechoslovakia. His father played the violin and sang, and Antonin studied music with the village schoolteacher. When he was 16, he went to Prague to study organ. When he finished school, he worked in Prague playing violin in a small orchestra and in the pit orchestra of the National Theater. He continued to study music and began composing, but his works weren't performed and he didn't make any money from them. Another great Czech composer, Smetana, began performing Dvorak's pieces. This helped Dvorak in his career. Another famous composer, Johannes Brahms heard his music and also helped him in his career. Dvorak became famous throughout Europe and was often asked to conduct his works in other countries. He was hired to be the director of the National Conservatory in New York City, and lived in the United States for several years. His Symphony No. 9, *From the New World*, was written to celebrate the centennial of Columbus' discovery of America.



32. From the New World

2 bar intro

Antonin Dvorak



33. Morning

2 bar intro

Edvard Grieg



EDVARD GRIEG

1841-1907




Grieg was born in Norway in 1843. His mother was his first music teacher. Then he studied at the Leipzig Conservatory where he learned piano and musical theory. His music was romantic. He was a master of miniature musical forms. His music used the melodies and rhythms of Norway. This is called nationalism. Grieg worked to promote the music of Norway. In 1867 Grieg started the Norwegian Academy of Music. Because of his nationalistic style, the Norwegian government granted him an annual salary of 1600 crowns to help him write Norwegian music. His popularity throughout Europe increased and he was admired by such greats as Brahms and Tchaikovsky. Grieg was successful, but he was shy. He spent his later years away from public attention, though he continued to compose music. "Morning" is the theme of one of the movements of the *Peer Gynt Suite*. Grieg wrote this as incidental music for the play *Peer Gynt* by famous Norwegian author, Ibsen.

34. Good King Wenceslas

2 bar intro

Traditional



The original purchaser of this kit is granted permission to photocopy or make an overhead of this page for use in one school.

35. Jingle Bells

2 bar intro

James Pierpont

The musical score for 'Jingle Bells' is written on four staves. The first staff begins with a 2-bar intro. The lyrics are: 'Jin - gle bells, jin - gle bells, jin - gle all the way;'. The second staff continues the melody with the lyrics: 'Oh, what fun it is to ride in a one horse o - pen sleigh. Hey!'. The third staff repeats the first line: 'Jin - gle bells, jin - gle bells, jin - gle all the way;'. The fourth staff repeats the second line: 'Oh, what fun it is to ride in a one horse o - pen sleigh.'.




Staccato: A dot over or under a note indicates that the note is to be played staccato - in a detached style. Lightly tongue the note, separating it from the next note.

36. Jolly Old St. Nicholas

1 bar intro



Traditional

The musical score for 'Jolly Old St. Nicholas' is written on four staves. The first staff is labeled 'I' and the second 'II'. The lyrics are: 'Jol - ly old St. Nich - o - las, lean your ear this way. Don't you tell a sin - gle soul, what I'm going to say. Christ - mas eve is com - ing soon, now you dear old man. Whis - per what you'll bring to me, tell me if you can.'.



37. The C Scale


2 bar intro (repeats)



38. Camptown Races

2 bar intro (repeats)






1. Review BAG

2 bar intro



2. Suogan

2 bar intro



p stands for piano which means 'soft'.
Play Suogan with a soft, beautiful tone .

M. C.'S BOOGIE

M. C. Handel

DRIVING SHUFFLE

2

2

5 REPEAT ON D.S. ALSO

TO CODA

1. 2.

19 PLAY WRITTEN PART AS ENSEMBLE OR SOLO AD LIB ON PITCHES "CAGE"

D.S. AL CODA

CODA


+ SOLO(S) OVER, OPT.

CAGE FULL O' BLUES


BLUESY! (♩ = 88-92) (♩ = ♪ ♪)

3

M. C. Handel



NO REPEAT ON D.S.



18


PLAY WRITTEN PART AS ENSEMBLE OR SOLO AD LIB ON PITCHES "CAGE"



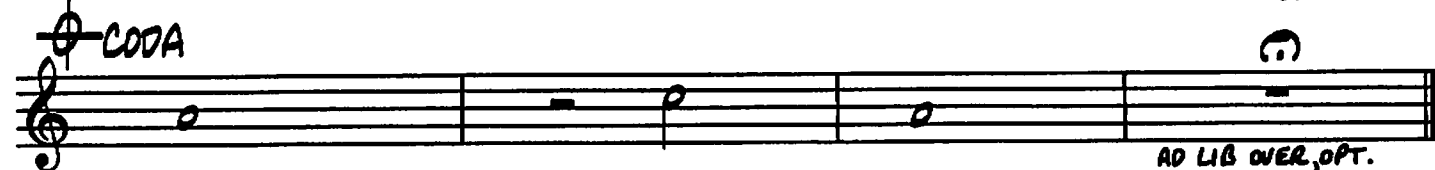
1. FOR OPT. REPEAT 2

2.

D.S. AL CODA



PLAY 2ND TIME ON D.S. ONLY



AD LIB OVER, OPT.